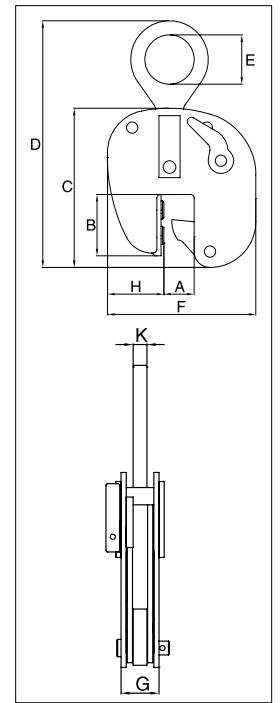


## IPBUZ



### For Lifting, Transferring and Placing Bulb Profiles onto Ship's Hulls Perpendicularly

- Available in capacities of .75 through 3.75 metric tons (higher Working Load Limits are available upon request).
- Jaw openings available: HP 120mm to HP 430mm.
- Welded alloy steel body for strength and smaller size. Forged alloy components, where required.
- Individually Proof Tested to 2 times the Working Load Limit with certification.
- Company name (Crosby IP), logo, Working Load Limit and jaw opening permanently stamped on body.
- Each product is individually serialized, with the serial number and Proof Load test date stamped on body. User manual with test certificate is included with each clamp.
- Maintenance and repair kits are available.



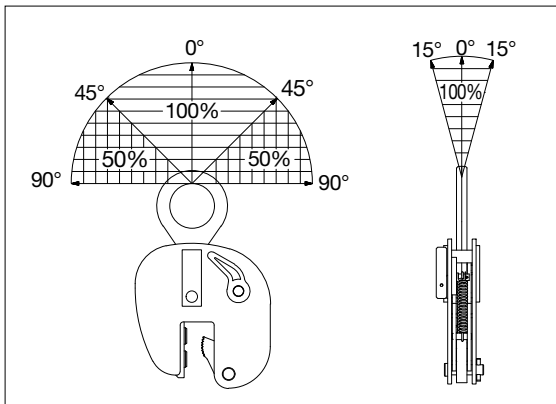
Load Rated

**Model IPBUUZ:** with Universal Hoisting Eye  
**Model IPBUZ:** with Fixed Hoisting Eye


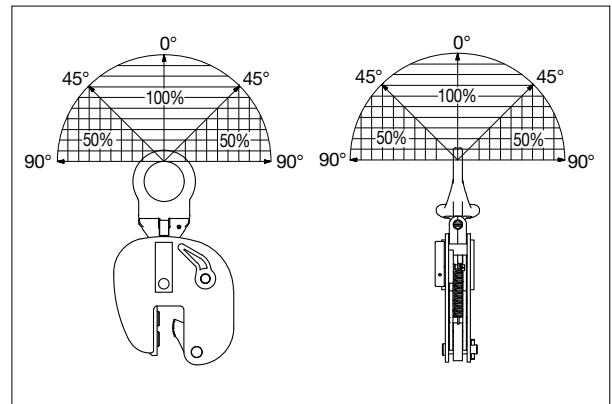
Model	Working Load Limit (t)*	Stock No.	Weight Each (kg)	Dimensions (mm)								
				Profile A †	B	C	D	E	F	G	H	K
IPBUUZ	0.75	2705601	8.5	HP 120-200	85	226	390	70	210	61	70	16
<b>With fixed hoisting eye</b>												
IPBUZ	0.75	2705600	7.0	HP 120-200	85	226	390	70	210	61	70	16
IPBUZ	1.5	2705701	15.0	HP 220-430	196	397	568	70	256	69	48	16
IPBUZ	3.75	2705702	29.2	HP 220-430	238	438	565	80	355	64	100	20

\* Design Factor based on EN 13155 and ASME B30.20. † Profile A is the type of Holland Bulb (HP) style and size material.

## IPBUZ



## IPBUUZ



12