

IPTK



IPTKW

For transferring steel beams and attaching tackle eye

- Available in capacities of 2 through 25 metric tons (higher Working Load Limits are available upon request).
- Wide variety of jaw openings available: 75 to 1020mm.
- Welded alloy steel body for strength and smaller size. Forged alloy components, where required.
- Individually Proof Tested to 2 times the Working Load Limit with certification.
- Company name (Crosby IP), logo, Working Load Limit and jaw opening permanently stamped on body.
- Each product is individually serialized, with the serial number and Proof Load test date stamped on body. User manual with test certificate is included with each clamp.
- Maintenance and repair kits are available.

IPTKU



IPTKUM

Load Tested

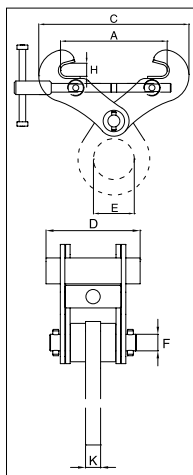
IPTK: with hoisting eye / **IPTKW:** without hoisting eye

IPTKU: with hinged hoisting eye / **IPTKUD:** with double locking device

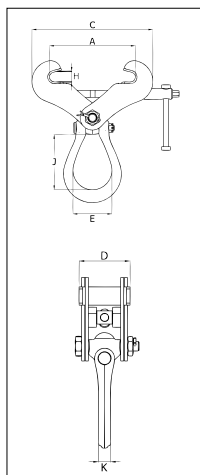
IPTKUM: Suitable as anchor device for personnel fall arrest equipment

Model	Working Load Limit (t)*	Stock No.	Weight Each (kg)	Dimensions (mm)							
				Jaw A	C	D	E	F	H	J	K
IPTK	2	2700996	6.0	75 - 190	A + 80	125	75	-	25	-	20
IPTK	3	2700997	6.5	75 - 190	A + 80	125	75	-	25	-	20
IPTK	4	2700998	8.5	150 - 280	A + 100	125	75	-	35	-	20
IPTK	5	2700994	11.0	120 - 350	A + 195	125	75	-	40	-	20
IPTK	25	2702999	225	450 - 1020	A + 220	500	125	-	76	-	45
Without Hoisting Eye											
IPTKW	2	2700966	4.0	75 - 190	A + 80	125	-	28	25	-	-
IPTKW	3	2700967	4.5	75 - 190	A + 80	125	-	28	25	-	-
IPTKW	4	2700968	6.3	150 - 280	A + 100	125	-	33	35	-	-
IPTKW	5	2700969	8.8	120 - 350	A + 195	125	-	33	40	-	-
With Improved Hinged Hoisting Eye											
IPTKU	2	2707996	5.7	75 - 190	A + 100	121	76	-	22	99	19
IPTKU	3	2707997	6.4	75 - 190	A + 100	121	89	-	22	122	22
IPTKU	4	2707998	12.1	120 - 280	A + 150	140	89	-	40	122	22
IPTKU	5	2707994	14.5	120 - 350	A + 175	140	89	-	40	122	22
IPTKU	10	2707970	41.0	200 - 460	A + 300	200	105	-	60	152	26
Suitable as anchor device for personnel fall arrest equipment - standard according to EN 795											
IPTKUM	1 person	2709991	6	75 - 190	A + 100	165	76	-	22	99	19
With Optional Double Locking Device											
IPTKUD	2	2709996	6.0	75 - 190	A + 100	165	76	-	22	99	19
IPTKUD	3	2709993	6.6	75 - 190	A + 100	165	89	-	22	122	22
IPTKUD	4	2709995	12.3	120 - 280	A + 150	185	89	-	40	122	22
IPTKUD	5	2709994	15.3	120 - 350	A + 175	185	89	-	40	122	22
IPTKUD	10	2709970	43.0	200 - 460	A + 300	215	105	-	60	152	26

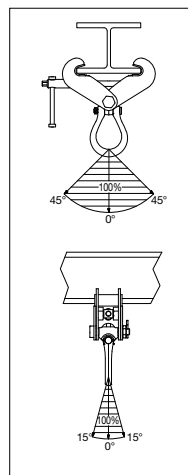
* Design Factor based on EN 13155 and ASME B30.20.



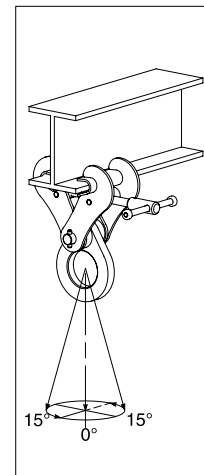
IPTK/IPTKW



IPTKU(D)(M)



IPTKU(D)



IPTK(W)