

# RUD- Eyebolt

## Safety instructions

This safety instruction/declaration has to be kept on file for the whole lifetime of the product and forwarded with the product.  
Translation of the Original instructions



**RUD Ketten**  
**Rieger & Dietz GmbH u. Co. KG**  
73428 Aalen/Germany  
Tel. +49 7361 504-1370  
Fax + 49 7361 504-1460  
www.rud.com  
sling@rud.com

RUD-Art.-Nr.: 8500816-EN - V03 / 02.022

## RUD-Eyebolt - high tensile - **RS**

**EG-Konformitätserklärung**

entsprechend der EG-Maschinenrichtlinie 2006/42/EG, Anhang II A und ihren Änderungen

Hersteller: **RUD Ketten  
Rieger & Dietz GmbH u. Co. KG**  
Friedensinsel  
73432 Aalen

Hiermit erklären wir, dass die nachfolgend bezeichnete Maschine aufgrund ihrer Konzipierung und Bauart, sowie in der von uns in Verkehr gebrachten Ausführung, den grundlegenden Sicherheits- und Gesundheitsanforderungen der EG-Maschinenrichtlinie 2006/42/EG sowie den unten aufgeführten harmonisierten und nationalen Normen sowie technischen Spezifikationen entspricht.  
Bei einer nicht mit uns abgestimmten Änderung der Maschine verliert diese Erklärung ihre Gültigkeit.

**Produktbezeichnung:** Ringschraube  
RS

**Folgende harmonisierten Normen wurden angewandt:**

<u>DIN EN 1677-1 : 2009-03</u>	<u>DIN EN ISO 12100 : 2011-03</u>
_____	_____
_____	_____
_____	_____

**Folgende nationalen Normen und technische Spezifikationen wurden außerdem angewandt:**

<u>DGUV-R 109-017 : 2020-12</u>	_____
_____	_____
_____	_____
_____	_____

**Für die Zusammenstellung der Konformitätsdokumentation bevollmächtigte Person:**  
Michael Betzler, RUD Ketten, 73432 Aalen

Aalen, den 15.04.2021      Hermann Kolb, Bereichsleitung MA

Name, Funktion und Unterschrift Verantwortlicher

**EC-Declaration of conformity**

According to the EC-Machinery Directive 2006/42/EC, annex II A and amendments

Manufacturer: **RUD Ketten  
Rieger & Dietz GmbH u. Co. KG**  
Friedensinsel  
73432 Aalen

We hereby declare that the equipment sold by us because of its design and construction, as mentioned below, corresponds to the appropriate, basic requirements of safety and health of the corresponding EC-Machinery Directive 2006/42/EC as well as to the below mentioned harmonized and national norms as well as technical specifications.  
In case of any modification of the equipment, not being agreed upon with us, this declaration becomes invalid.

**Product name:** Eye bolt  
RS

**The following harmonized norms were applied:**

<u>DIN EN 1677-1 : 2009-03</u>	<u>DIN EN ISO 12100 : 2011-03</u>
_____	_____
_____	_____
_____	_____

**The following national norms and technical specifications were applied:**

<u>DGUV-R 109-017 : 2020-12</u>	_____
_____	_____
_____	_____
_____	_____

**Authorized person for the configuration of the declaration documents:**  
Michael Betzler, RUD Ketten, 73432 Aalen

Aalen, den 15.04.2021      Hermann Kolb, Bereichsleitung MA

Name, function and signature of the responsible person

## User instructions

1. Reference should be made to German Standards accord. DGUV-rules 109-017 or other country specific statutory regulations and inspections are to be carried out by competent persons only.

2. Before installing and every use, inspect visually RUD lifting points, paying particular attention to any evidence of corrosion, wear and weld cracks and deformations. Please ensure compatibility of bolt thread and tapped hole.

3. The material construction to which the lifting point will be attached should be of adequate strength to withstand forces during lifting without deformation. The German testing authority BG, recommends the following minimum for bolt lengths:

- 1 x M in steel (minimum quality S235JR [1.0037])
  - 1,25 x M in cast iron (for example GG 25)
  - 2 x M in aluminium
  - 2,5 x M in aluminium/magnesium alloys
- (M = diameter of RUD lifting point bolt, for ex. M 20)

When lifting light metals, nonferrous heavy metals and gray cast iron the thread has to be chosen in such a way that the working load limit of the thread corresponds to the requirements of the respective base material

4. The lifting points must be positioned on the load in such a way that movement is avoided during lifting.

- a.) For single leg lifts, the lifting point should be vertically above the centre of gravity of the load.
- b.) For two leg lifts, the lifting points must be equidistant to/or above the centre of gravity of the load.
- c.) For three and four leg lifts, the lifting points should be arranged symmetrically around the centre of gravity in the same plane.

### 5. Load Symmetry:

The working load limit of individual RUD lifting points are calculated using the following formula and are based on symmetrical loading:

$$W_{LL} = \frac{G}{n \times \cos \beta}$$

$W_{LL}$  = working load limit  
 $G$  = load weight (kg)  
 $n$  = number of load bearing legs  
 $\beta$  = angle of inclination of the chain to the vertical

The calculation of load bearing legs is as follows:

	symmetrical	asymmetrical
two leg	2	1
three / four leg	3	1

(see table 1 and 3)

When using the eyebolt perpendicular only, the WLL from table 1 can be used.

6. Drill and tap the work piece so that the eyebolt is installed perpendicular to the surface of the work piece. The work piece surface must be flat, providing complete contact for the eyebolt.

### 7. Rotation during the transportation must be avoided.

8. All fittings connected to the eyebolt should be free moving. When connecting and disconnecting the lifting means (sling chain) pinches and impacts should be avoided. Damage of the lifting means caused by sharp edges should be avoided as well.

9. To prevent unintended dismounting through shock loading, rotation or vibration, thread locking fluid such as Loctite (depending on the application, please pay attention to the manufacturer's instruction) could be used to secure the bolt, or use form-closed devices. For lifting points which remains on the construction we basically recommend to secure with liquid locking device or tighten with torque.

### 10. Effects of temperature:

If the RUD-Eyebolts are to be used in temperatures ranging from 200°C upwards, the WLL has to be reduced accordingly:

- 40° up to 200°C no reduction
  - 200° up to 300°C minus 10 % (392°F up to 572°F)
  - 300° up to 400°C minus 25 % (572°F up to 752°F)
- Temperatures above 400°C (752°F) are not permitted.

11. RUD-Lifting points must not be used under chemical influences such as acids, alkaline solutions and vapours e.g. in pickling baths or hot dip galvanising plants. If this cannot be avoided, please contact the manufacturer indicating the concentration, period of penetration and temperature of use.

12. The places where the lifting points are fixed should be marked with colour.

13. After fitting, an annual inspection or sooner if conditions dictate should be under taken by a competent person examining the continued suitability. Also after damage and special occurrences.

### Inspection criteria concerning paragraphs 2 and 13:

- Ensure compatibility of bolt thread and tapped hole
- The plane area of the eye bolt can completely flat down to the work piece.
- The lifting point should be complete.
- The working load limit and manufacturers stamp should be clearly visible.
- Deformation of the component parts such as body, load ring and bolt.
- Mechanical damage, such as notches, particularly in high stress areas.
- Wear should be no more than 10 % of cross sectional diameter.
- Evidence of corrosion.
- Evidence of cracks.
- Damage to the bolt, nut and/or thread.

**A non-adherence to this advice may result damages of persons and materials!**

Method of lift										
Number of legs	1	1	2	2	2	2	2	3 / 4	3 / 4	3 / 4
Angle of inclination <math>\beta</math>	0°	90°	0°	90°	0-45°	>45-60°	Un-symm.	0-45°	>45-60°	Un-symm.
Metric type	<b>RUD-Eyebolt -WLL in metric tonnes. bolted</b>									
RS-M6	0.4 t	0.1 t	0.8 t							
RS-M8	0.8 t	0.2 t	1.6 t							
RS-M10*	1 t	0.25 t	2 t							
RS-M12*	1.6 t	0.4 t	3.2 t							
RS-M14*	3 t	0.75 t	6 t							
RS-M16*	4 t	1 t	8 t							
RS-M18*	4.8 t	1.2 t	9.6 t							
RS-M20* / RS-M22*	6 t	1.5 t	12 t							
RS-M24* / RS-M27*	8 t	2 t	16 t							
RS-M30* / RS-M33	12 t	3 t	24 t							
RS-M36*	16 t	4 t	32 t							
RS-M39	20	5	40							
RS-M42*	24 t	6 t	48 t							
RS-M45	28 t	7 t	56 t							
RS-M48*	32 t	8 t	64 t							

**For these kind of lifting purposes we recommend lifting points which can be adjusted to direction of pull!**

table 1  
\* also in fine thread

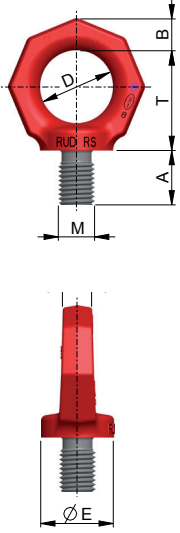

	Type	WLL	WLL axial	weight [kg]	A [mm]	B [mm]	C [mm]	D [mm]	E [mm]	M [mm]	T [mm]	Art.-No.	
ISO metric thread	RS-M 6	0.1 t	0.4 t	0.1	12	11	10	25	25	6	35	61401	
	RS-M 8	0.2 t	0.8 t	0.1	12	11	10	25	25	8	35	61402	
	RS-M 10	0.25 t	1 t	0.1	15	11	10	25	25	10	35	56397	
	RS-M 12	0.4 t	1.6 t	0.2	18	13	12	30	30	12	41	56398	
	RS-M 14	0.75 t	3 t	0.3	21	15	14	35	35	14	48	56403	
	RS-M 16	1.0 t	4 t	0.3	24	15	14	35	35	16	48	56404	
	RS-M 18	1.2 t	4.8 t	0.4	30	17	16	40	40	18	55	53850	
	RS-M 20	1.5 t	6 t	0.45	30	17	16	40	40	20	55	56407	
	RS-M 22	1.5 t	6 t	0.65	36	21	20	50	50	22	70	53346	
	RS-M 24	2 t	8 t	0.7	36	21	20	50	50	24	70	56408	
	RS-M 27	2 t	8 t	1.5	45	26	24	60	60	27	85	53347	
	RS-M 30	3 t	12 t	1.6	45	26	24	60	60	30	85	56409	
	RS-M 33	3 t	12 t	5.9	50	43	38	90	100	33	130	57770	
	RS-M 36	4 t	16 t	6.0	54	43	38	90	100	36	130	56954	
	RS-M 39	5 t	20 t	6.1	59	43	38	90	100	39	130	57771	
	RS-M 42	6 t	24 t	6.2	63	43	38	90	100	42	130	56955	
RS-M 45	7 t	28 t	6.3	67	43	38	90	100	45	130	58044		
RS-M 48	8 t	32 t	6.4	67	43	38	90	100	48	130	56956		
Metric fine thread	RS-M 10x1	0.25 t	1 t	0.1	15	11	10	25	25	10x1	34	7985047	
	RS-M 10x1.25	0.25 t	1 t	0.1	15	11	10	25	25	10x1.25	34	56877	
	RS-M 12x1	0.4 t	1.6 t	0.18	18	13	12	30	30	12x1	41	56868	
	RS-M 12x1.25	0.4 t	1.6 t	0.18	18	13	12	30	30	12x1.25	41	56869	
	RS-M 12x1.5	0.4 t	1.6 t	0.2	18	13	12	30	30	12x1.5	41	59830	
	RS-M 14x1.5	0.75 t	3 t	0.3	21	15	14	35	35	14x1.5	48	53844	
	RS-M 16x1.5	1 t	4 t	0.3	24	15	14	35	35	16x1.5	48	59832	
	RS-M 18x1.5	1.2 t	4.8 t	0.4	30	17	16	40	40	18x1.6	55	50986	
	RS-M 20x1.5	1.5 t	6 t	0.47	30	17	16	40	40	20x1.5	55	57203	
	RS-M 20x2	1.5 t	6 t	0.47	30	17	16	40	40	20x2	55	59833	
	RS-M 22x1.5	1.5 t	6 t	0.78	34	21	20	50	50	22x1.5	55	7901656	
	RS-M 24x1.5	2 t	8 t	0.88	30	21	20	50	50	24x1.5	70	57210	
	RS-M 24x2	2 t	8 t	0.88	36	21	20	50	50	24x2	70	59834	
	RS-M 27x2	2 t	8 t	1.6	45	26	24	60	60	27x2	85	57259	
	RS-M 30x2	3 t	12 t	1.6	45	26	24	60	60	30x2	85	59835	
	RS-M 36x3	4 t	16 t	6.5	54	43	38	90	100	36x3	130	53853	
RS-M 42x3	6 t	24 t	6.5	63	43	38	90	100	42x3	130	53872		
RS-M 48x3	8 t	32 t	6.5	67	43	38	90	100	48x3	130	53885		
Imperial thread UNC	RS-1/4"-20UNC	0.1 t	0.4 t	0.1	12	11	10	25	25	1/4"	35	56887	
	RS-5/16"-18UNC	0.2 t	0.8 t	0.1	12	11	10	25	25	5/16"	35	56885	
	RS-3/8"-16UNC	0.25 t	1 t	0.1	15	11	10	25	25	3/8"	35	56879	
	RS-7/16"-14UNC	0.4 t	1.6 t	0.18	18	13	12	30	30	7/16"	41	56870	
	RS-1/2"-13UNC	0.4 t	1.6 t	0.2	18	13	12	30	30	1/2"	41	56871	
	RS-9/16"-12UNC	0.75 t	3 t	0.3	22	15	14	35	35	9/16"	48	57120	
	RS-5/8"-11UNC	1 t	4 t	0.3	24	15	14	35	35	5/8"	48	57198	
	RS-3/4"-10UNC	1.2 t	4.8 t	0.45	30	17	16	40	40	3/4"	55	57205	
	RS-7/8"-9UNC	1.5 t	6 t	0.7	34	21	20	50	50	7/8"	70	57212	
	RS-1"-8UNC	2 t	8 t	0.7	36	21	20	50	50	1 "	70	57213	
	RS-1 1/8"-7UNC	2.5 t	10 t	1.6	45	26	24	60	60	1 1/8"	85	57471	
	RS-1 1/8"-8UN	2.5 t	10 t	1.6	45	26	24	60	60	1 1/8"	85	7985010	
	RS-1 1/4"-7UNC	3 t	12 t	1.6	46	26	24	60	60	1 1/4"	85	57685	
	RS-1 1/4"-8UN	3 t	12 t	1.6	46	26	24	60	60	1 1/4"	85	57686	
	RS-1 3/8"-6UNC	3 t	12 t	6.1	55	43	38	90	100	1 3/8"	130	58599	
	RS-1 1/2"-6UNC	4 t	16 t	6.2	58	43	38	90	100	1 1/2"	130	58615	
	RS-1 1/2"-8UN	4 t	16 t	6.2	58	43	38	90	100	1 1/2"	130	7990453	
	RS-1 3/4"-5UNC	6 t	24 t	6.3	67	43	38	90	100	1 3/4"	130	58616	
	RS-1 3/4"-8UN	6 t	24 t	6.3	67	43	38	90	100	1 3/4"	130	7990186	
RS-2"-4.5UNC	8 t	32 t	6.4	67	43	38	90	100	2 "	130	58658		
Whitworth thread	RS-3/8"-BSW	0.25 t	1 t	0.1	15	11	10	25	25	13/8"	35	51808	
	RS-1/2"-BSW	0.4 t	1.6 t	0.2	18	13	12	30	30	1/2"	41	51810	
	RS-5/8"-BSW	1 t	4 t	0.3	24	15	14	35	35	5/8"	48	51811	
	RS-3/4"-BSW	1.2 t	4.8 t	0.45	30	17	16	40	40	3/4"	55	51813	
	RS-7/8"-BSW	1.5 t	6 t	0.8	34	21	20	50	50	7/8"	70	51816	
	RS-1"-BSW	2 t	8 t	0.85	36	21	20	50	50	1 "	70	51774	
	RS-1 1/8"-BSW	2.5 t	10 t	1.6	45	26	24	60	60	1 1/8"	85	51775	
	RS-1 1/4"-BSW	3 t	12 t	1.6	45	26	24	60	60	1 1/4"	85	51776	
	RS-1 1/2"-BSW	4 t	16 t	6.2	58	43	38	90	90	1 1/2"	130	51779	
	RS-1 3/4"-BSW	6 t	24 t	6.3	67	43	38	90	90	1 3/4"	130	51803	
RS-2"-BSW	8 t	32 t	6.8	67	43	38	90	90	2 "	130	51805		

Table 3

Subject to technical alterations











Method of lift												
Number of legs	1	1	2	2	2	2	2	3 / 4	3 / 4	3 / 4		
Angle of inclination <math>\beta</math>	0°	90°	0°	90°	0-45°	>45-60°	Un-symm.	0-45°	>45-60°	Un-symm.		
Metric type	<b>RUD-Eyebolt -WLL in lbs, bolted</b>											
RS-M6	880 lbs	<b>220 lbs</b>	1760 lbs	<b>For these kind of lifting purposes we recommend lifting points which can be adjusted to direction of pull!</b>								
RS-M8	1760 lbs	<b>440 lbs</b>	3520 lbs									
RS-M10*	2200 lbs	<b>550 lbs</b>	4400 lbs									
RS-M12*	3520 lbs	<b>880 lbs</b>	7040 lbs									
RS-M14*	6600 lbs	<b>1650 lbs</b>	13200 lbs									
RS-M16*	8800 lbs	<b>2200 lbs</b>	17600 lbs									
RS-M18*	10560 lbs	<b>2640 lbs</b>	21120 lbs									
RS-M20* / RS-M22*	13200 lbs	<b>3300 lbs</b>	26400 lbs									
RS-M24* / RS-M27*	17600 lbs	<b>4400 lbs</b>	35200 lbs									
RS-M30* / RS-M33	26400 lbs	<b>6610 lbs</b>	52800 lbs									
RS-M36*	35200 lbs	<b>8820 lbs</b>	70400 lbs									
RS-M39	44000 lbs	<b>11000 lbs</b>	88000 lbs									
RS-M42*	52800 lbs	<b>13230 lbs</b>	105600 lbs									
RS-M45	61720 lbs	<b>15430 lbs</b>	123440 lbs									
RS-M48*	70400 lbs	<b>17630 lbs</b>	140800 lbs									

Table 4 \* also in fine thread

	Type	WLL	WLL axial	weight	A [mm]	B [mm]	C [mm]	D [mm]	E [mm]	M [mm]	T [mm]	Art.-No.
Imperial thread UNC-fine thread	RS-3/8"-24UNF	0.25 t	1 t	0.1 kg	15	11	10	25	25	3/8"	34	56881
	RS-7/16"-20UNF	0.4 t	1.6 t	0.18 kg	18	13	12	30	30	7/16"	41	56872
	RS-1/2"-20UNF	0.4 t	1.6 t	0.18 kg	18	13	12	30	30	1/2"	41	56873
	RS-5/8"-18UNF	1 t	4 t	0.3 kg	24	15	14	35	35	5/8"	48	57199
	RS-3/4"-16UNF	1.2 t	4.8 t	0.47 kg	30	17	16	40	40	3/4"	55	57204
	RS-1"-12UNF	2 t	8 t	0.85 kg	36	21	20	50	50	1"	70	57215

Table 2

	Type	WLL	WLL axial	weight	A	B	C	D	E	M	T	Art.-No.
Imperial thread UNC-fine thread	RS-3/8"-24UNF	550 lbs	2200 lbs	0,22 lbs	19/32"	7/16"	3/8"	63/64"	63/64"	3/8"-24UNF	1 11/32"	56881
	RS-7/16"-20UNF	880 lbs	3520 lbs	0,4 lbs	23/32"	1/2"	15/32"	1 3/16"	1 3/16"	7/16"-20UNF	1 5/8"	56872
	RS-1/2"-20UNF	880 lbs	3520 lbs	0,4 lbs	23/32"	1/2"	15/32"	1 3/16"	1 3/16"	1/2"-20UNF	1 5/8"	56873
	RS-5/8"-18UNF	2200 lbs	8820 lbs	0,66 lbs	15/16"	19/32"	9/16"	1 3/8"	1 3/8"	5/8"-18UNF	1 7/8"	57199
	RS-3/4"-16UNF	2640 lbs	10580 lbs	0,99 lbs	1 3/16"	43/64"	5/8"	1 9/16"	1 9/16"	3/4"-16UNF	2 5/32"	57204
	RS-1"-12UNF	4400 lbs	17630 lbs	1,87 lbs	1 27/64"	13/16"	3/4"	1 31/32"	1 31/32"	1"-12UNF	2 3/4"	57215

Table 5

	Type	WLL	WLL axial	weight [lbs]	A	B	C	D	E	M	T	Art.-No.	
ISO metric thread	RS-M 6	220 lbs	880 lbs	0.22	15/32"	7/16"	25/64"	1"	1"	M6	1 11/32"	61401	
	RS-M 8	440 lbs	1760 lbs	0.22	15/32"	7/16"	25/64"	1"	1"	M8	1 11/32"	61402	
	RS-M 10	550 lbs	2200 lbs	0.22	19/32"	7/16"	25/64"	1"	1"	M10	1 11/32"	56397	
	RS-M 12	880 lbs	3520 lbs	0.44	23/32"	1/2"	15/32"	1 3/16"	1 3/16"	M12	1 5/8"	56398	
	RS-M 14	1650 lbs	6610 lbs	0.66	13/16"	19/32"	9/16"	1 3/8"	1 3/8"	M14	1 7/8"	56403	
	RS-M 16	2200 lbs	8820 lbs	0.66	15/16"	19/32"	9/16"	1 3/8"	1 3/8"	M16	1 7/8"	56404	
	RS-M 18	2640 lbs	10580 lbs	0.88	1 3/16"	43/64"	5/8"	1 9/16"	1 9/16"	M18	2 5/32"	53850	
	RS-M 20	3300 lbs	13230 lbs	1.0	1 3/16"	43/64"	5/8"	1 9/16"	1 9/16"	M20	2 5/32"	56407	
	RS-M 22	3300 lbs	13230 lbs	1.4	1 13/32"	13/16"	25/32"	1 31/32"	1 31/32"	M22	2 3/4"	53346	
	RS-M 24	4400 lbs	17630 lbs	1.5	1 13/32"	13/16"	25/32"	1 31/32"	1 31/32"	M24	2 3/4"	56408	
	RS-M 27	4400 lbs	17630 lbs	3.3	1 3/4"	1"	15/16"	2 3/8"	2 3/8"	M27	3 11/32"	53347	
	RS-M 30	6610 lbs	26450 lbs	3.5	1 3/4"	1"	15/16"	2 3/8"	2 3/8"	M30	3 11/32"	56409	
	RS-M 33	6610 lbs	26450 lbs	13.0	1 31/32"	1 1/16"	1 1/2"	3 1/2"	3 15/16"	M33	5 1/8"	57770	
	RS-M 36	8820 lbs	35270 lbs	13.0	2 5/32"	1 1/16"	1 1/2"	3 1/2"	3 15/16"	M36	5 1/8"	56954	
	RS-M 39	11000 lbs	44090 lbs	13.4	2 5/16"	1 11/16"	1 1/2"	3 1/2"	3 15/16"	M39	5 1/8"	57771	
	RS-M 42	13230 lbs	52910 lbs	13.6	2 1/2"	1 11/16"	1 1/2"	3 1/2"	3 15/16"	M42	5 1/8"	56955	
RS-M 45	15430 lbs	61720 lbs	13.9	2 5/8"	1 11/16"	1 1/2"	3 1/2"	3 15/16"	M45	5 1/8"	58044		
RS-M 48	17630 lbs	70540 lbs	14.1	2 5/8"	1 11/16"	1 1/2"	3 1/2"	3 15/16"	M48	5 1/8"	56956		
Metric fine thread	RS-M 10x1	550 lbs	2200 lbs	0.22	19/32"	7/16"	25/64"	1"	1"	M10x1	1 11/32"	7985047	
	RS-M 10x1.25	550 lbs	2200 lbs	0.22	19/32"	7/16"	25/64"	1"	1"	M10x1.25	1 11/32"	56877	
	RS-M 12x1	880 lbs	3520 lbs	0.44	23/32"	1/2"	15/32"	1 3/16"	1 3/16"	M12x1	1 5/8"	56868	
	RS-M 12x1.25	880 lbs	3520 lbs	0.44	23/32"	1/2"	15/32"	1 3/16"	1 3/16"	M12x1.25	1 5/8"	56869	
	RS-M 12x1.5	880 lbs	3520 lbs	0.44	23/32"	1/2"	15/32"	1 3/16"	1 3/16"	M12x1.5	1 5/8"	59830	
	RS-M 14x1.5	1650 lbs	6610 lbs	0.66	13/16"	19/32"	9/16"	1 3/8"	1 3/8"	M14x1.5	1 7/8"	53844	
	RS-M 16x1.5	2200 lbs	8820 lbs	0.66	15/16"	19/32"	9/16"	1 3/8"	1 3/8"	M16x1.5	1 7/8"	59832	
	RS-M 18x1.5	2640 lbs	10580 lbs	0.88	1 3/16"	43/64"	5/8"	1 9/16"	1 9/16"	M18x1.5	2 5/32"	50986	
	RS-M 20x1.5	3300 lbs	13230 lbs	1.0	1 3/16"	43/64"	5/8"	1 9/16"	1 9/16"	M20x1.5	2 5/32"	57203	
	RS-M 20x2	3300 lbs	13230 lbs	1.0	1 3/16"	43/64"	5/8"	1 9/16"	1 9/16"	M20x2	2 5/32"	59833	
	RS-M 22x1.5	3300 lbs	13230 lbs	1.4	1 13/32"	13/16"	25/32"	1 31/32"	1 31/32"	M22x1.5	2 3/4"	7901656	
	RS-M 24x1.5	4400 lbs	17630 lbs	1.5	1 13/32"	13/16"	25/32"	1 31/32"	1 31/32"	M24x1.5	2 3/4"	57210	
	RS-M 24x2	4400 lbs	17630 lbs	1.5	1 13/32"	13/16"	25/32"	1 31/32"	1 31/32"	M24x2	2 3/4"	59834	
	RS-M 27x2	4400 lbs	17630 lbs	3.3	1 3/4"	1"	15/16"	2 3/8"	2 3/8"	M27	3 11/32"	57259	
	RS-M 30x2	6610 lbs	26450 lbs	3.5	1 3/4"	1"	15/16"	2 3/8"	2 3/8"	M30x2	3 11/32"	59835	
	RS-M 36x3	8820 lbs	35270 lbs	13.0	2 5/32"	1 1/16"	1 1/2"	3 1/2"	3 15/16"	M36x3	5 1/8"	53853	
RS-M 42x3	13230 lbs	52910 lbs	13.6	2 1/2"	1 11/16"	1 1/2"	3 1/2"	3 15/16"	M42x3	5 1/8"	53872		
RS-M 48x3	17630 lbs	70540 lbs	14.1	2 5/8"	1 11/16"	1 1/2"	3 1/2"	3 15/16"	M48	5 1/8"	53885		
Imperial thread UNC	RS-1/4"-20UNC	220 lbs	880 lbs	0.22	15/32"	7/16"	25/64"	1"	1"	1/4"	1 11/32"	56887	
	RS-5/16"-18UNC	440 lbs	1760 lbs	0.22	15/32"	7/16"	25/64"	1"	1"	5/16"	1 11/32"	56885	
	RS-3/8"-16UNC	550 lbs	2200 lbs	0.22	19/32"	7/16"	25/64"	1"	1"	3/8"	1 11/32"	56879	
	RS-7/16"-16UNC	880 lbs	3520 lbs	0.44	23/32"	1/2"	15/32"	1 3/16"	1 3/16"	7/16"	1 5/8"	56870	
	RS-1/2"-13UNC	880 lbs	3520 lbs	0.44	23/32"	1/2"	15/32"	1 3/16"	1 3/16"	1/2"	1 5/8"	56871	
	RS-9/16"-12UNC	1650 lbs	6610 lbs	0.66	13/16"	19/32"	9/16"	1 3/8"	1 3/8"	9/16"	1 7/8"	57120	
	RS-5/8"-11UNC	2200 lbs	8820 lbs	0.66	15/16"	19/32"	9/16"	1 3/8"	1 3/8"	5/8"	1 7/8"	57198	
	RS-3/4"-10UNC	2640 lbs	10580 lbs	0.88	1 3/16"	43/64"	5/8"	1 9/16"	1 9/16"	3/4"	2 5/32"	57205	
	RS-7/8"-9UNC	3300 lbs	13230 lbs	1.4	1 11/32"	13/16"	25/32"	1 31/32"	1 31/32"	7/8"	2 3/4"	57212	
	RS-1"-8UNC	4400 lbs	17630 lbs	1.5	1 13/32"	13/16"	25/32"	1 31/32"	1 31/32"	1"	2 3/4"	57213	
	RS-1 1/8"-7UNC	5500 lbs	22040 lbs	3.2	1 3/4"	1"	15/16"	2 3/8"	2 3/8"	1 1/8"	3 11/32"	57471	
	RS-1 1/8"-8UN	5500 lbs	22040 lbs	3.2	1 3/4"	1"	15/16"	2 3/8"	2 3/8"	1 1/8"	3 11/32"	7985010	
	RS-1 1/4"-7UNC	6610 lbs	26450 lbs	3.5	1 3/4"	1"	15/16"	2 3/8"	2 3/8"	1 1/4"	3 11/32"	57685	
	RS-1 1/4"-8UN	6610 lbs	26450 lbs	3.5	1 3/4"	1"	15/16"	2 3/8"	2 3/8"	1 1/4"	3 11/32"	57686	
	RS-1 3/8"-6UNC	6610 lbs	26450 lbs	3.45	2 5/32"	1 11/16"	1 1/2"	3 17/32"	3 15/16"	1 3/8"	5 1/8"	58599	
	RS-1 1/2"-6UNC	8820 lbs	35270 lbs	13.0	2 9/32"	1 11/16"	1 1/2"	3 1/2"	3 15/16"	1 1/2"	5 1/8"	58615	
RS-1 1/2"-8UN	8820 lbs	35270 lbs	13.0	2 9/32"	1 11/16"	1 1/2"	3 1/2"	3 15/16"	1 1/2"	5 1/8"	7990453		
RS-1 3/4"-5UNC	13230 lbs	52910 lbs	13.6	2 5/8"	1 11/16"	1 1/2"	3 1/2"	3 15/16"	1 3/4"	5 1/8"	58616		
RS-1 3/4"-8UN	13230 lbs	52910 lbs	13.6	2 5/8"	1 11/16"	1 1/2"	3 1/2"	3 15/16"	1 3/4"	5 1/8"	7990186		
RS-2"-4.5UNC	17630 lbs	70540 lbs	14.1	2 5/8"	1 11/16"	1 1/2"	3 1/2"	3 15/16"	2"	5 1/8"	58658		
Whitworth thread	RS-3/8"-BSW	550 lbs	2200 lbs	0.22	19/32"	7/16"	25/64"	1"	1"	3/8"	1 11/32"	51808	
	RS-1/2"-BSW	880 lbs	3520 lbs	0.44	23/32"	1/2"	15/32"	1 3/16"	1 3/16"	1/2"	1 5/8"	51810	
	RS-5/8"-BSW	2200 lbs	8820 lbs	0.66	15/16"	19/32"	9/16"	1 3/8"	1 3/8"	5/8"	1 7/8"	51811	
	RS-3/4"-BSW	2640 lbs	10580 lbs	0.88	1 3/16"	43/64"	5/8"	1 9/16"	1 9/16"	3/4"	2 5/32"	51813	
	RS-7/8"-BSW	3300 lbs	13230 lbs	1.4	1 11/32"	13/16"	25/32"	1 31/32"	1 31/32"	7/8"	2 3/4"	51816	
	RS-1"-BSW	4400 lbs	17630 lbs	1.5	1 13/32"	13/16"	25/32"	1 31/32"	1 31/32"	1"	2 3/4"	51774	
	RS-1 1/8"-BSW	5500 lbs	22040 lbs	3.2	1 3/4"	1"	15/16"	2 3/8"	2 3/8"	1 1/8"	3 11/32"	51775	
	RS-1 1/4"-BSW	6610 lbs	26450 lbs	3.5	1 3/4"	1"	15/16"	2 3/8"	2 3/8"	1 1/4"	3 11/32"	51776	
	RS-1 1/2"-BSW	8820 lbs	35270 lbs	13.0	2 9/32"	1 11/16"	1 1/2"	3 1/2"	3 15/16"	1 1/2"	5 1/8"	51779	
RS-1 3/4"-BSW	13230 lbs	52910 lbs	13.6	2 5/8"	1 11/16"	1 1/2"	3 1/2"	3 15/16"	1 3/4"	5 1/8"	51803		
RS-2"-BSW	17630 lbs	70540 lbs	14.1	2 5/8"	1 11/16"	1 1/2"	3 1/2"	3 15/16"	2"	5 1/8"	51805		

Table 6 Subject to technical alterations